



aoba
garden rooms



CREATING A LIFETIME OF HAPPY MEMORIES

ABOUT US

With many of us spending more time than ever at home, making the most of our outside space has never been so important.

Whether you're looking for that extra office space, a home gym, art studio or your very own spa, a stylish garden room from Aoba Landscapes could provide the perfect solution.

All of our garden rooms are fully bespoke and tailored to your specific needs with various options available for the cladding, heating, glazing and doors. Built fully insulated and thermally efficient.

Constructed to the highest of standards on site by our experienced joiners, most garden room projects are completed with little issue and do not require planning permission.

Customer service and communication are at the heart of everything we do and are key to delivering our clients with a seamless experience, from initial enquiry through to delivery of the finished garden room and beyond.



WHY AOBA GARDEN ROOMS

BESPOKE OFFERING

All of our garden rooms are designed around your requirements and are fully bespoke with various finishes available.

HIGH QUALITY

Our garden rooms are built with the highest quality materials and by our experienced team of joiners to provide an unrivalled level of quality.

CUSTOMER SERVICE

We pride ourselves on providing a high level of customer service from your initial enquiry through to delivering your finished garden room and beyond.

SIMPLICITY

Whilst we provide a large range of different options, we will also make sure the process of having your garden room designed and built by Aoba Landscapes is as simple as possible with easy-to-understand proposals and clear communication at every step.

INTEGRATION


Whether you are looking for a stand-alone garden room or a room integrated into the redesign of your whole garden, Aoba Landscapes will ensure all the elements of the outside space fit together seamlessly.

BESPOKE SERVICE

Options, additions and possibilities are endless but as a guide these can include but are not limited to the following:

- Climate control
- Integrated storage
- Network connections
- Additional windows and doors
- Green walls
- Ensuite facilities
- Hard and soft landscaping
- Cedar cladding
- Shou Sugi Ban cladding
- Bi-fold and sliding doors
- Sedum roof
- Internal rooms
- Decoration
- Heritage windows and doors
- Built in spas





All our builds are unique, no component is prefabricated, it's fully constructed on site with the raw materials and expert installers.

This allows for a bespoke design with layout, specification and internals designed around your requirements.



Never compromising on quality, we strive to produce a solid, secure and stylish building.

Windows and doors are important for your new build, we provide a wide and varied range of sizes, configurations and finishes to the specifications you require including stylish heritage 47 designs. We can even add integrated blinds, triple glazing and tints if required.

As standard we use EPDM seamless rubber membrane for the roof covering, with a 20-year guarantee and 50+ years life expectancy. Other options which can be considered include roof lanterns, roof-lights and sedum (living) roofs. For dual pitched roofs we can offer a traditional cedar tile finish with roof lights.

We use a variety of different cladding options, which balance the design you are looking for. Timber claddings available include Thermowood, Western Red Cedar, Red Grandis, Shou Shui Ban plus many more...

When it comes to internal finishes as standard, we paint the walls and ceiling with a colour of your choice, we can also offer an interior design service to create a truly unique room.

We provide a choice of engineered wood flooring options as standard, many other finishes can be specified to suit your design requirements.

DESIGN

Every garden room that we design is totally unique and tailored to each of our client's specific needs, tastes and lifestyles. Getting to know our clients is therefore a vital aspect of our design process, allowing us to design a room that you will enjoy for years to come. By following a simple process we ensure we fully understand your requirements.

Design Process:

1. Initial Consultation & Site Survey



An initial consultation provides us the opportunity to learn about you, your tastes and requirements and to discuss some initial ideas. Before any design work can start, we would carry out a detailed survey to understand all the relevant dimensions, shape, slopes and positions of existing features.

2. Concept Design

We deliver visuals that bring our designs to life, providing you with a clear vision of how your finished garden room will work. This allows for discussion and modifications to take place where necessary.

3. Detailed Design & Specification

The detailed design provides all the technical drawings required by the installation team to assess and build the garden room to the highest of standards. This includes setting out plans, construction drawings and services such as drainage and lighting plans.



Example visuals produced during the design process

NEXT STEPS

The next stage of the process is for one of our team to discuss your project further and answer any questions you might have.

Following on from this initial call, we would arrange a suitable time to visit the site and carry out a survey.

This visit allows us to review all practicalities of the project as well as to meet you and refine your specific requirements.

From this stage, we will put together design specification and visuals along with a quotation for the project.

Get in touch with Chris to discuss your project on:

07470 489 331

